

CURRICULUM FOR EXCELLENCE

ACHIEVEMENT OF LEVELS

2017/18

National Improvement Framework (NIF)

The NIF identifies 6 key drivers of improvement. Progress within all of these is needed to deliver the improvements we want to see for all children:

- *School leadership*
- *Teacher professionalism*
- *Parental engagement*
- *Assessment of children's progress*
- *School improvement*
- *Performance information*

Teacher Professional Judgement

National performance in aspects of literacy and numeracy within the Broad General Education is based on teacher professional judgement, drawing on a wide range of assessment evidence.

Supporting teacher professional judgements –

- National benchmarks for all curriculum areas
- School, cluster and authority moderation processes
- Quality Assurance and Moderation Support Officers (QAMSOs)
- Formative and summative assessment approaches within schools
- Moving Forward in Learning working groups
- Authority VSE programme to validate school performance
- HMI Inspections, focusing on Raising Attainment
- Scottish National Standardised Assessments (SNSA)
- Robust primary and secondary attainment meetings with quality improvement team

Achievement of West Lothian pupils:

% of pupils achieving expected levels by stage (June 2018)

	P1 Early Level	P4 First Level	P7 Second Level	S3 Third Level or better
Literacy	76% (75%)	74% (69%)	75% (70%)	91% (87%)
Reading	82% (81%)	81% (77%)	82% (79%)	93% (90%)
Writing	80% (78%)	77% (72%)	78% (73%)	92% (89%)
Listening & Talking	86% (87%)	88% (85%)	88% (84%)	94% (91%)
Numeracy	86% (85%)	81% (76%)	79% (75%)	93% (89%)

(Scottish Performance in Brackets)

Performance Analysis

16/17 and 17/18 WL comparisons

	P1 Early Level	P4 First Level	P7 Second Level	S3 Third Level or better
Literacy	+1%	=	+4%	+1%
Reading	=	=	+2%	+1%
Writing	+2%	-2%	+3%	=
Listening & Talking	=	-1%	+2%	+1%
Numeracy	+1	=	+5%	+1%

Raising Attainment Strategy

CfE Performance

Performance Indicators	2016/17	2017/18	2018/19 Targets
Percentage of Primary Pupils Achieving Expected Curriculum for Excellence (CfE) Level in Literacy	74%	75%	78%
Percentage of Primary Pupils Achieving Expected CfE Level in Numeracy	80%	82%	83%
Percentage of Secondary Pupils Achieving Expected CfE Level in Literacy	90%	91%	91%
Percentage of Secondary Pupils Achieving Expected CfE Level in Numeracy	92%	93%	93%
Percentage point difference between the most and least deprived 20% of Primary Pupils Achieving Expected CfE Levels in Literacy	22%	22%	20%
Percentage point difference between the most and least deprived 20% of Primary Pupils Achieving Expected CfE Levels in Numeracy	19%	17%	16%
Percentage point difference between the most and least deprived 20% of Secondary Pupils Achieving Expected CfE Levels in Literacy	12%	12%	10%
Percentage point difference between the most and least deprived 20% of Secondary Pupils Achieving Expected CfE Levels in Numeracy	6%	10%	7%

Closing the attainment gap

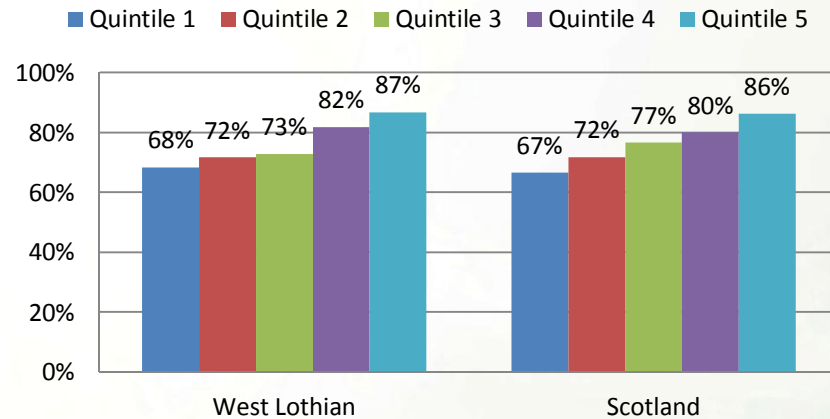
This priority focuses on ensuring every child has the same opportunity to succeed, with a particular focus on closing the poverty-related attainment gap.

The 'gap' is based nationally on the difference in attainment between those children and young people from SIMD (Scottish Index of Multiple Deprivation) quintiles 1 and 5.

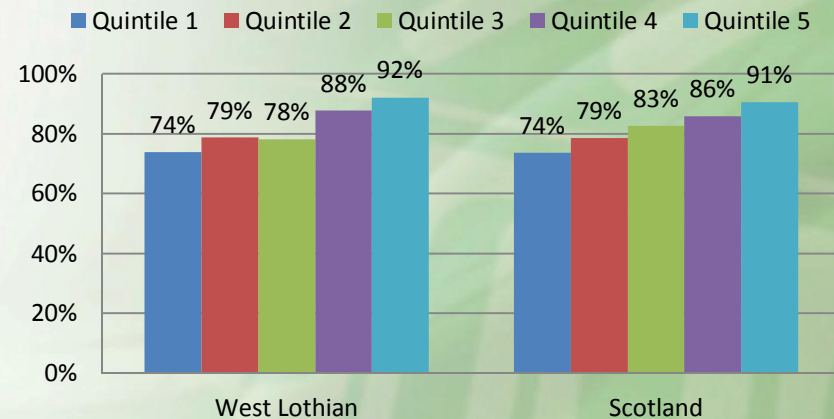
In West Lothian, schools have focussed attainment meetings tracking the progress of all children and young people to maximise attainment and achievement of all.

Primary 1 Literacy by quintile

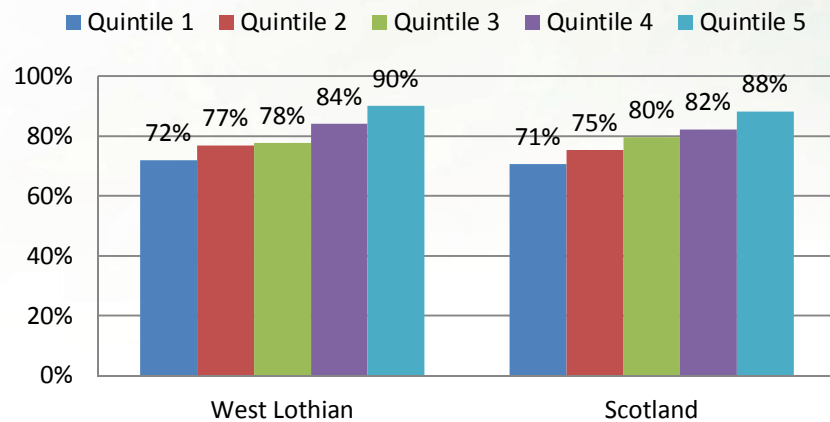
P1 Literacy



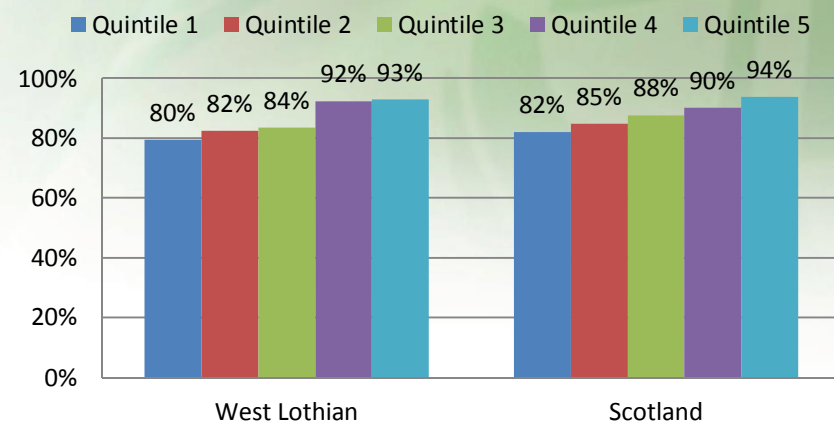
P1 Reading



P1 Writing

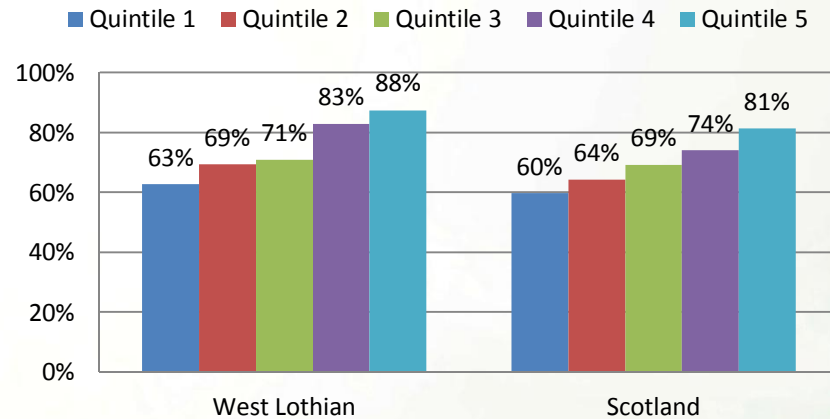


P1 Listening & Talking

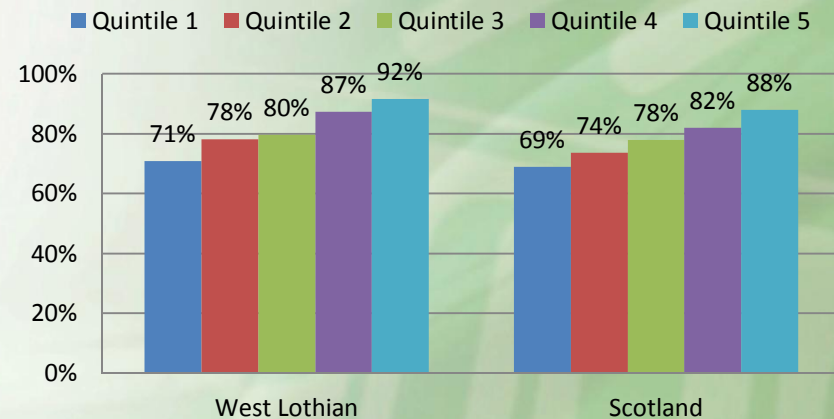


Primary 4 Literacy by quintile

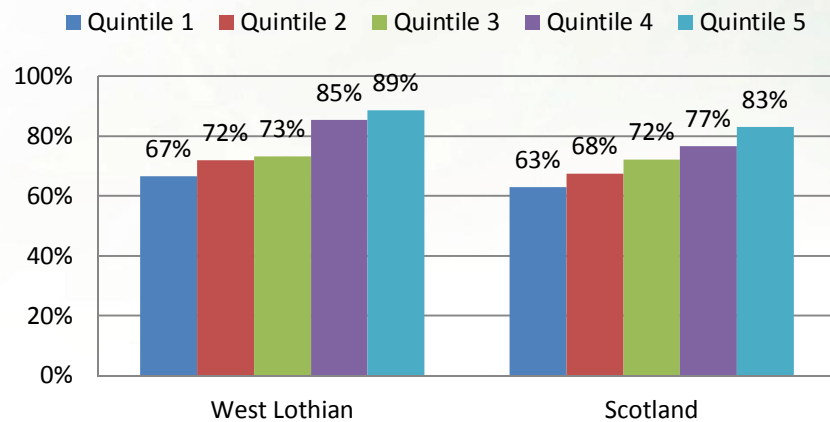
P4 Literacy



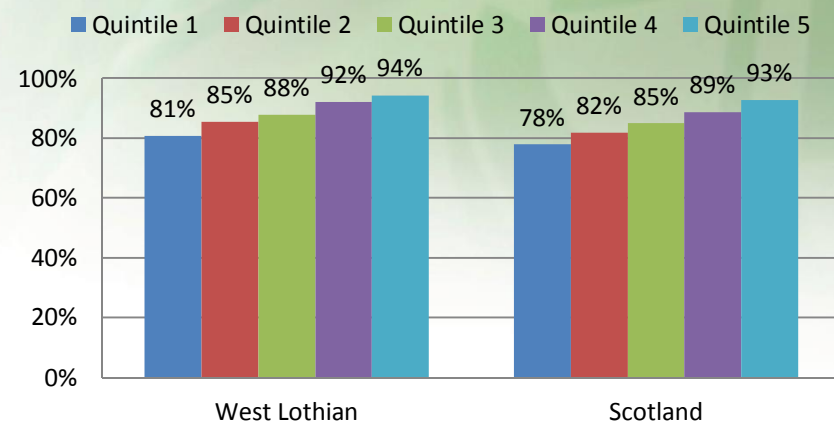
P4 Reading



P4 Writing

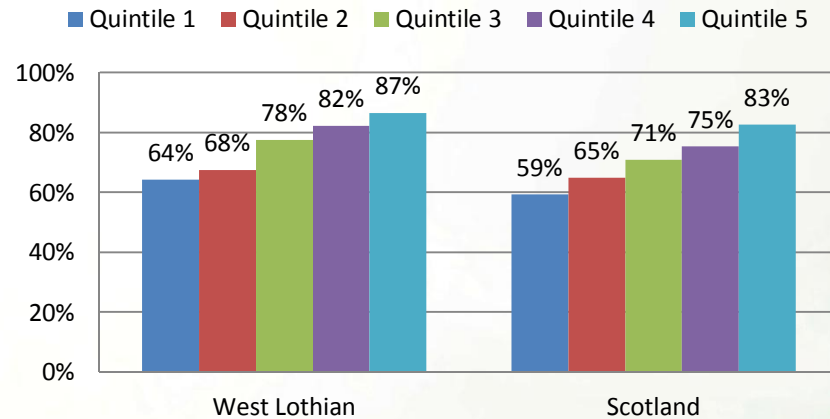


P4 Listening & Talking

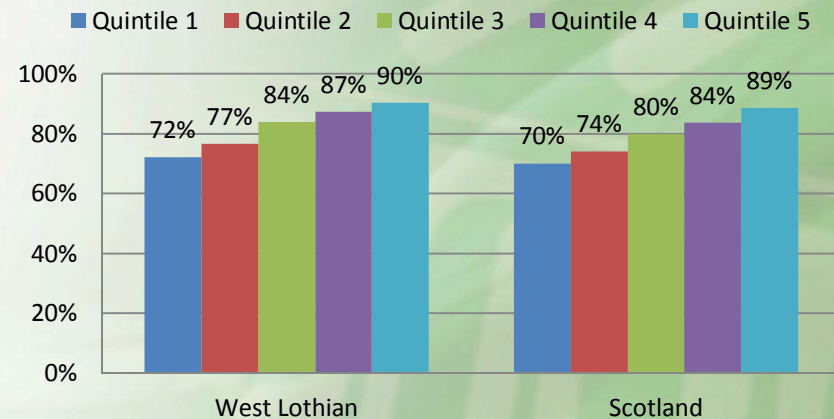


Primary 7 Literacy by quintile

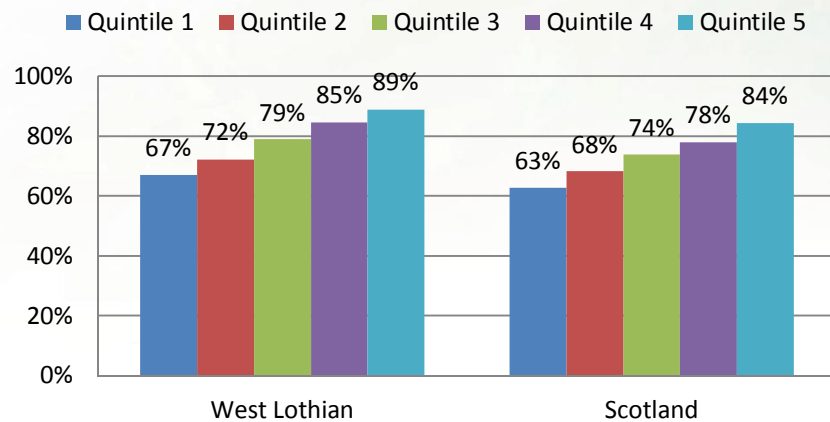
P7 Literacy



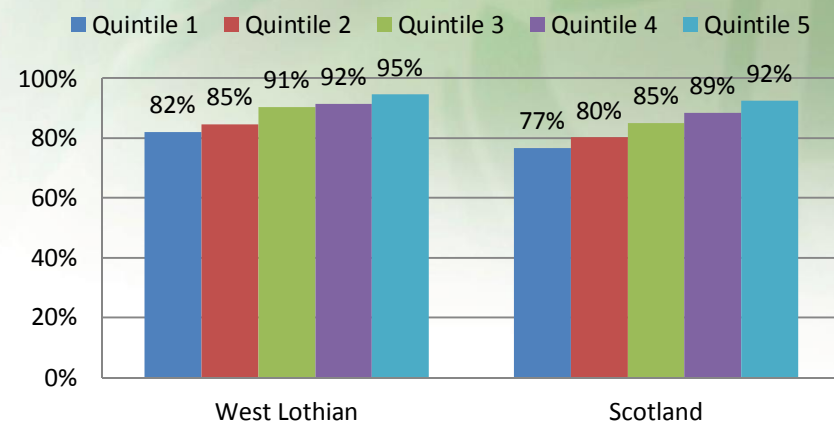
P7 Reading



P7 Writing

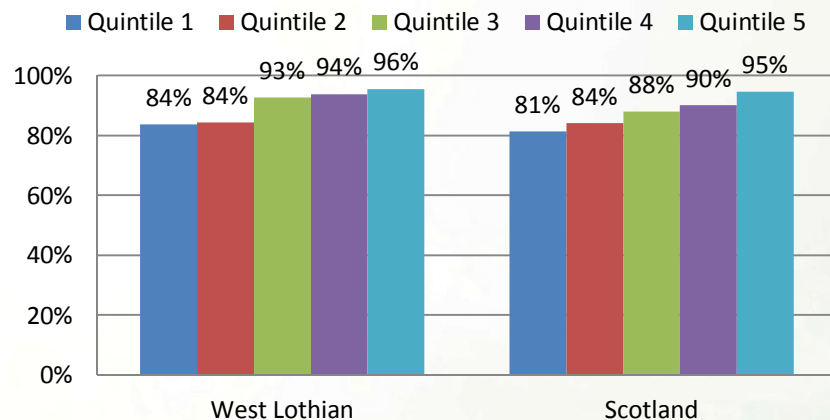


P7 Listening & Talking

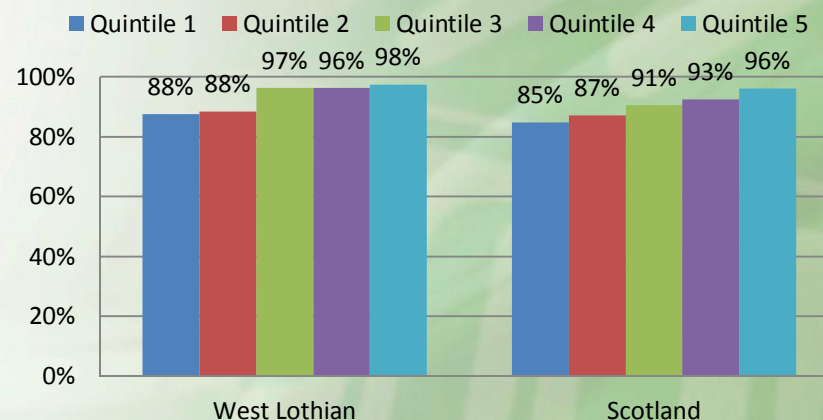


S3 Literacy by quintile

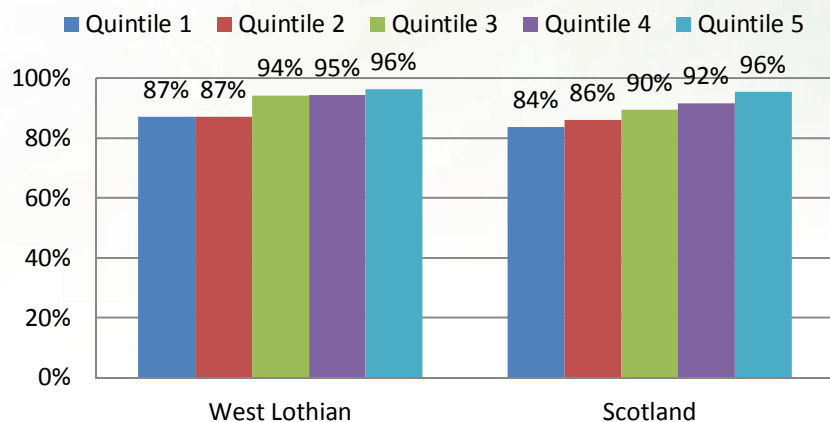
S3 Literacy



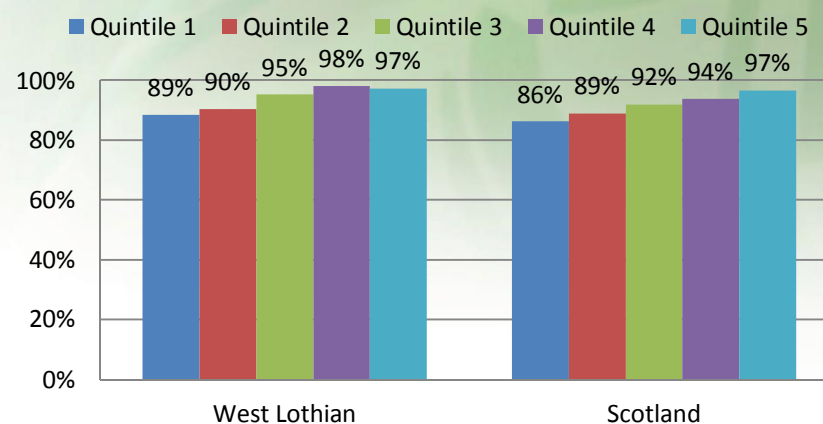
S3 Reading



S3 Writing

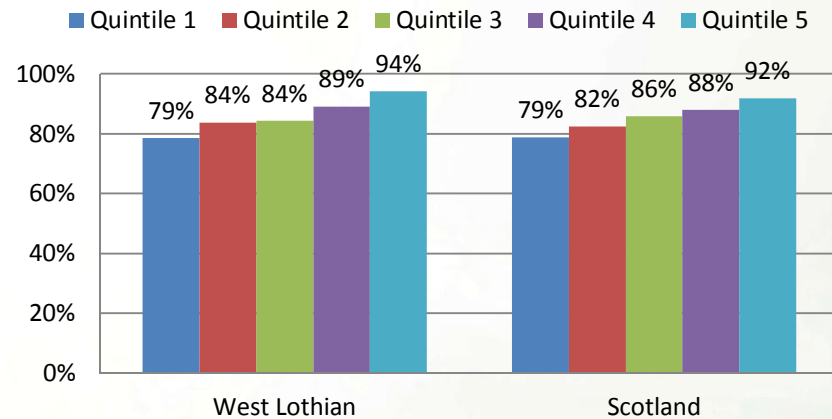


S3 Listening & Talking

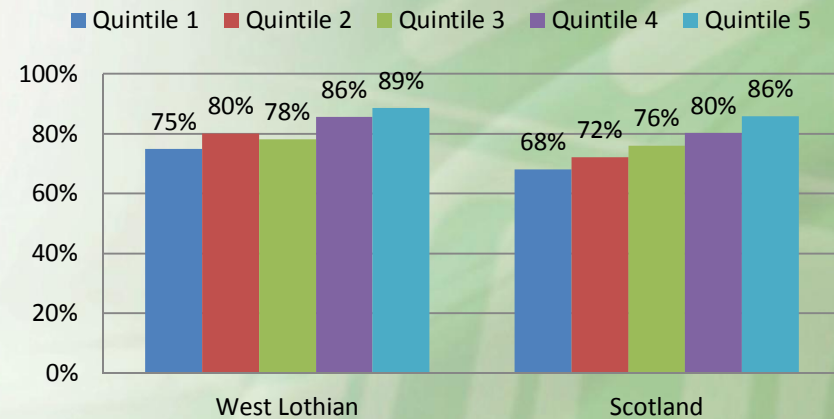


BGE Numeracy by quintile

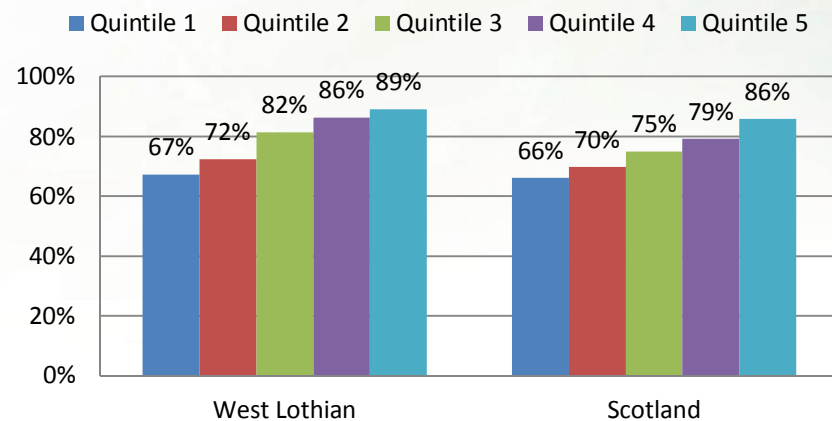
P1 Numeracy



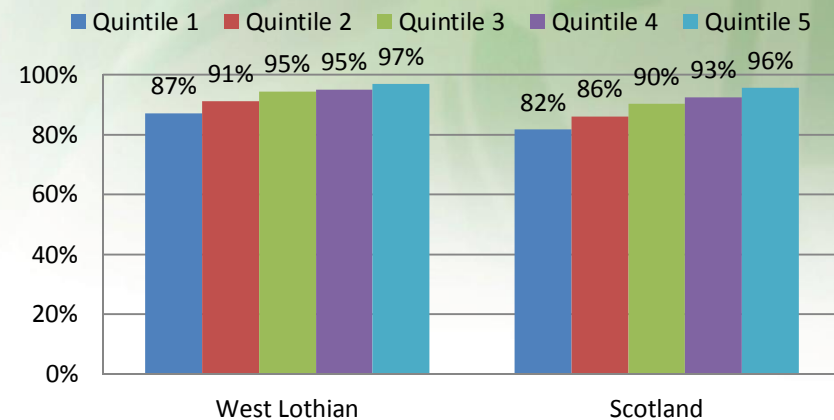
P4 Numeracy



P7 Numeracy



S3 Numeracy



2018/19 Authority priorities for all schools

- Combined Literacy attainment
- Writing attainment
- Quintile 1 focus