



## West Lothian Council Area

### Ward Performance Report

Quarter 3 2018/19

## Livingston South

#### **DISCLAIMER**

The figures included in this report are provisional and subject to change as a result of quality assurance and review. The statistics quoted are internal management information published in the interests of transparency and openness.

The Scottish government publishes Official Statistics each year which allow for comparisons to be made over longer periods of time.

Please ensure any external partners in receipt of these reports are aware of this.

## **Introduction**

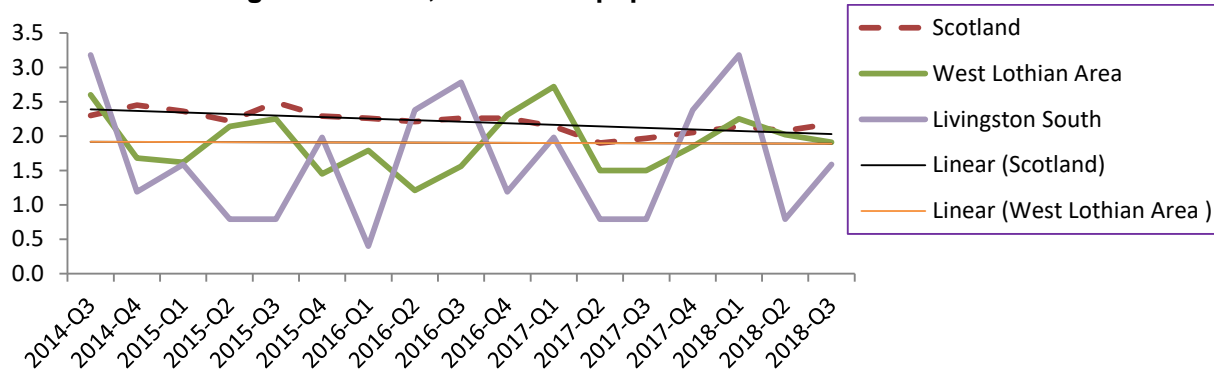
Welcome to the Scottish Fire and Rescue Service Ward Performance Report. This performance report is designed to provide citizens, stakeholders and partners with information relating to ward based activity undertaken by the Scottish Fire and Rescue Service.

In addition to historical ward based activity, this performance report provides information on the historic activity in the West Lothian Council area and Scotland. To allow benchmarking to be undertaken, the units of measurement in the performance graphs in the report are based on incidents/events per head of population.

Whilst using historic statistical benchmarking data, consideration must be taken of the somewhat random nature of fire related incidents and events, and how this can pose difficulties in interpreting emerging patterns and trends. This is of specific relevance where ward level data is analysed due to the relatively small number of actual incidents/events that occur in ward areas.

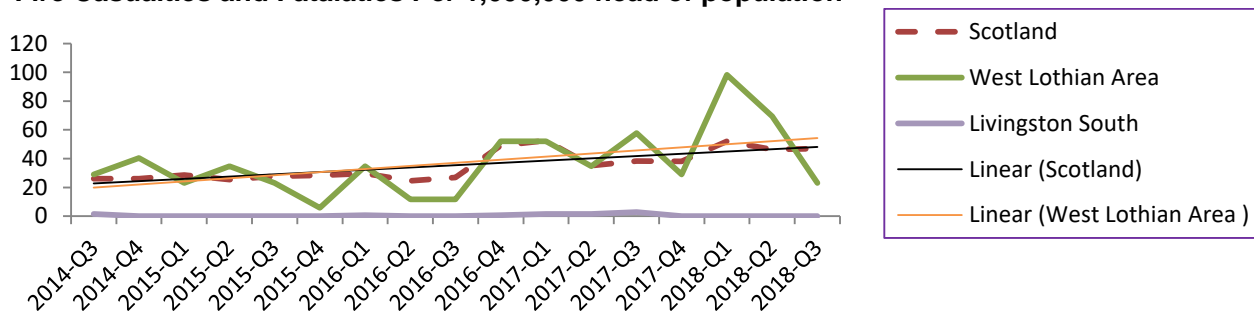
However, regardless of statistical anomalies, emerging patterns and trends in fire related incidents and events can assist the Scottish Fire and Rescue Service and Community Planning Partners plan and implement preventative intervention initiatives to target reducing fire related incidents and events.

### Accidental Dwelling Fires Per 10,000 head of population



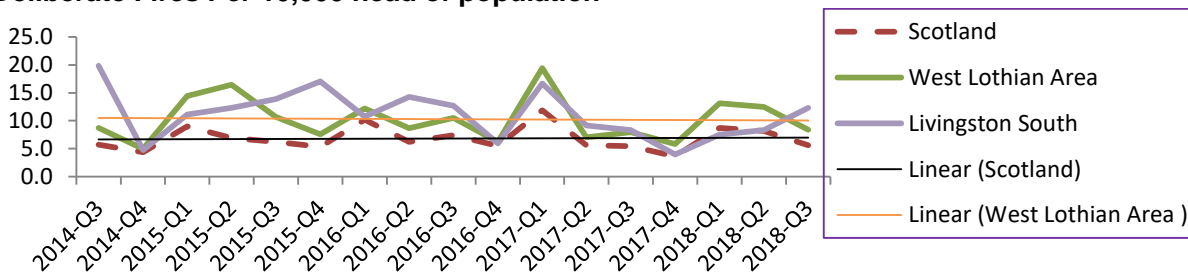
During the 2018-19 year to date reporting period SFRS have dealt with 4 accidental dwelling fires in comparison to 4 during 2017-18 year to date reporting period.

### Fire Casualties and Fatalities Per 1,000,000 head of population



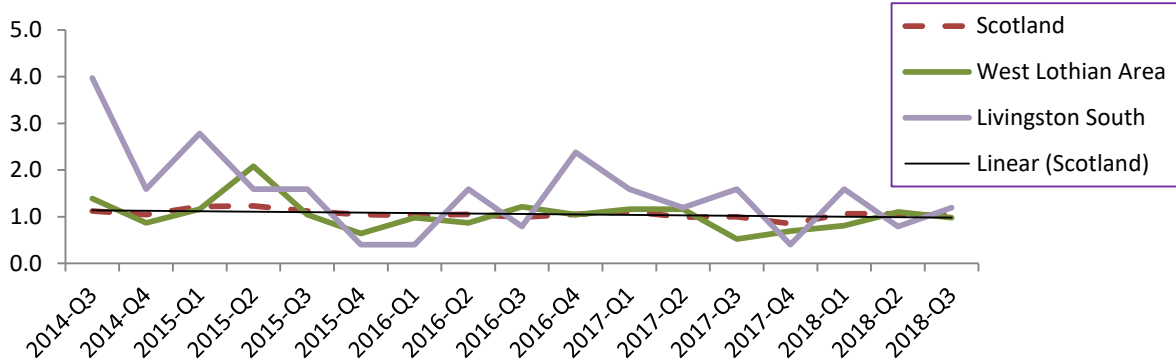
During the 2018-19 year to date reporting period SFRS have dealt with 0 Casualties or Fatalities due to fire in comparison to 0 Casualties or Fatalities during 2017-18 year to date reporting period.

### Deliberate Fires Per 10,000 head of population



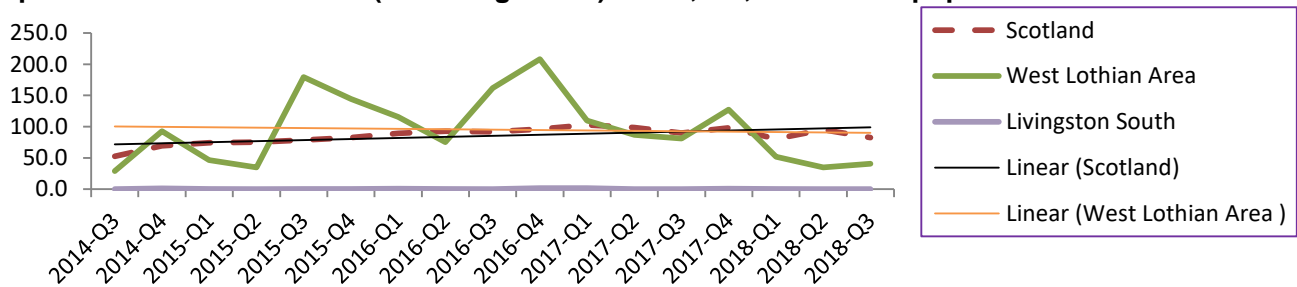
SFRS have dealt with 31 Deliberate fire incidents during 2018-19 year to date reporting period in comparison to 33 during 2017-18 year to date reporting period.

### Fires In Non Domestic Property Per 10,000 head of population



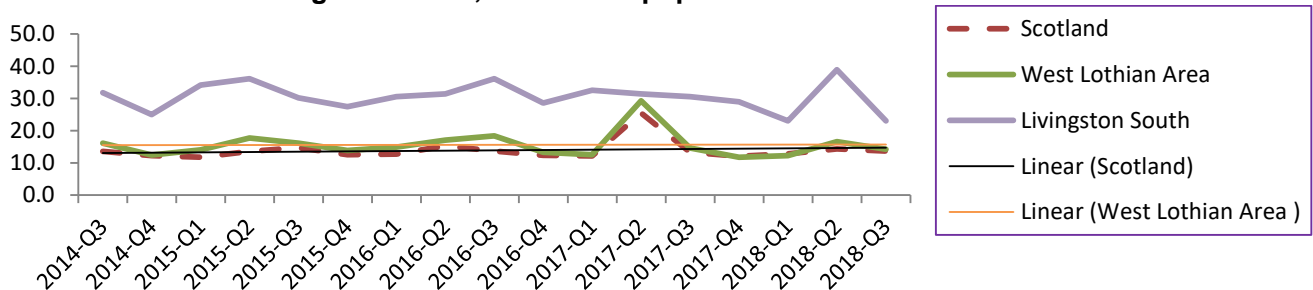
SFRS have dealt with 3 non domestic fires incident during 2018-19 year to date reporting period in comparison to 4 during 2017-18 year to date reporting period.

### Special Services Casualties (excluding RTC's) Per 1,000,000 head of population



SFRS have dealt with 0 casualties from Special Services during 2018-19 year to date reporting period in comparison to 0 during 2017-18 year to date reporting period.

### Unwanted Fire Alarm Signals Per 10,000 head of population

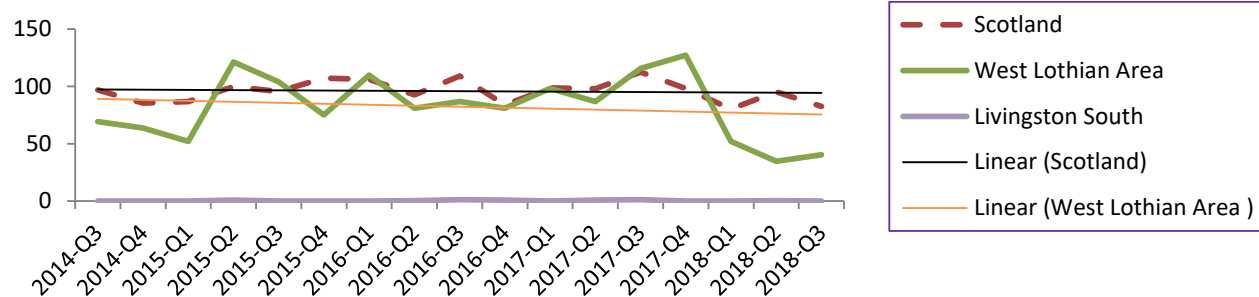


SFRS have dealt with 58 UFAS incidents during 2018-19 year to date reporting period in comparison to 88 during 2017-18 year to date reporting period.

#### Additional Comments

SFRS is committed to 'Working Together for a Safer Scotland' and to engage with business partners to reduce demand from Unwanted Fire Alarm Signals (UFAS).

## RTC Casualties and Fatalities Per 1,000,000 head of population



During the 2018-19 year to date reporting period SFRS have dealt with 0 Casualties or Fatalities from RTC's in comparision to 4 Casualties and 0 Fatalities during 2017-18 year to date reporting period.